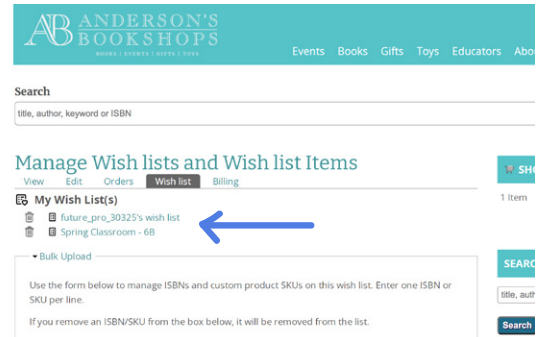
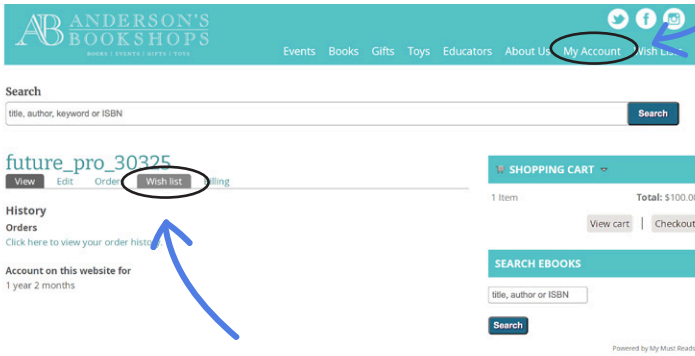


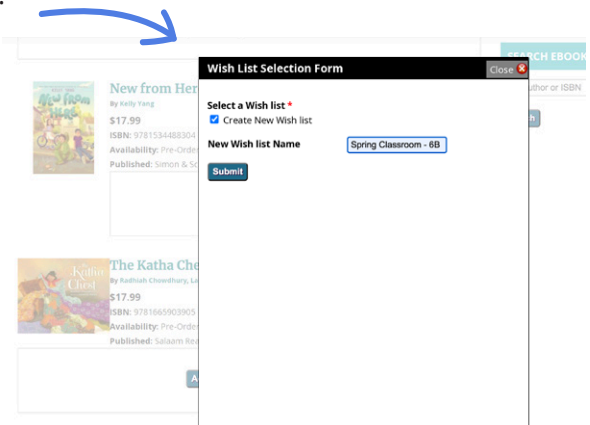
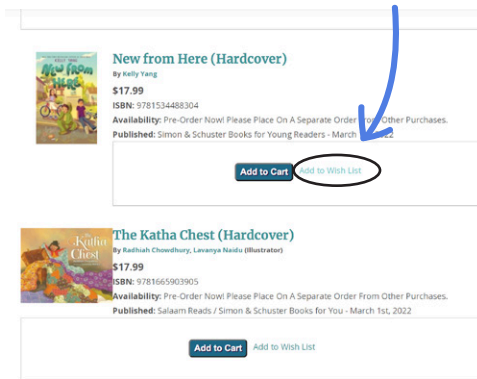
- 1 Make sure you're logged in to your Andersonsbookshop.com account!
 When you select "My Account" from the menu, you should see something like the screen capture below



Select the Wish List Tab to Manage Your Wish Lists

You can remove items, set your list preferences, get a shareable link, and bulk upload ISBNs

- 2 Adding books to your Wish List can be done as you shop
 While you're browsing book lists you can select "Add To Wish List".
 You can add to your default wish list or create a new one.



- 3 Managing Wish Lists
 Select the booklist you want to edit. Here you can find the link to share, edit quantity or remove titles, adjust wish list settings or download a CSV file.

